

## LIGHTWAVE (VL-7019)

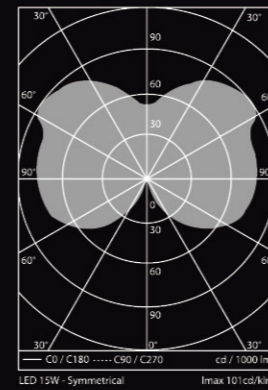
Diffused LED Bollard light for MONO & R.G.B mixing LED PCB type & LED lamps (E-27)

Mounting heights	840mm
Installation anchor size	S.T.S Ø9 X □120mm or Ø9 X △70mm
Luminous flux [lm]	860[lm] - 1,250[lm]
Protection Class	IP67
Certification	KS C 7713 _ LED 경관등

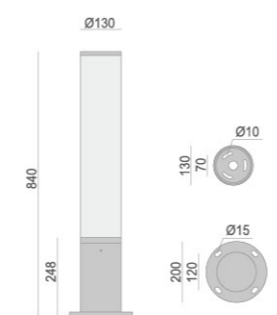


### Description

빛의 성질을 모티브로 디자인한 LIGHTWAVE는 유백색 폴리카보네이트 파이프를 통해 사방으로 빛을 발산하는 방식의 조명기구이다. 유백색 폴리카보네이트 파이프를 통해 투사되는 간접조명의 빛은 부드러운 공간을 연출하며, 사방으로 퍼지는 온화한 빛은 주거지역의 정원, 아파트 입구 등에 적용하기 적합한 제품이다. 또한 전원공급장치가 내장되어 편리하게 설치 및 유지보수가 가능하다.




**Energy Saving 83%**  
LED par30 11W vs Par30 75W



CLASS I A REQUESTER ON REQUEST 4.77kg

MODEL	CODE NO.	LAMP	BASE	INPUT	lm/cd
	7019-L11	LED PAR30 11W	E-27	AC 220V	860[lm]
LIGHTWAVE 라이트웨이브	7019-L15	LED PAR30 15W	E-27	AC 220V	1,250[lm]
	7019-P15	LED 15W	PCB	AC 220V	956[lm]

- Material :** Body\_ aluminum die casting. Diffuser\_ 6mm toughened anti UV milky polycarbonate pipe. Top cover\_ aluminum die casting. Pole\_ post extruding aluminum pipe. Lamp holder\_ steel plate. (direct current electroplating) Gasket and seals\_ silicone rubber. Fixings\_ stainless steel screws.
- Vents :** Waterproof protective lamp vent (IP67)
- Finishing :** Mechanical and chemical anticorrosion treatment; AKZONOBEL, Polyester, UV resistant, exterior paint system, thermally cured at 200 °C
- Adjustment :** Fixed lighting fixture
- Paint Color :** Dark gray painted (Standard) / Another paint color on request
- Power :** Electronic power supply unite included
- Input Voltage :** AC 220~240V 60Hz
- Options :** Cable lengths on request



\_Anchor detail

